

Looks like you are going to be learning at home! Exciting!

Here are a few tips:

- Do your best to follow the plans but adjust as needed.
- Revisit some activities like decoding passages.
- You may have received recording pages. If not, just use blank paper and number it for your student.

HOW TO WORK WITH YOUR STUDENT:

READ TO: This is a time to read to your child. Most likely you won't have the books suggested for your child. If not, check YouTube for someone reading it OR pick a different story to read to them. To search for these books online type the title and the words "book" or "read aloud." The goal here is for them to actively listen to a story.

SIGHT WORDS: We gave you a set of flashcards. These are the words to practice with your child. Each day is a different activity. Do your best to do those activities or switch them to something different.

Review (just flash the cards).

Rainbow write (write the word one time in one color and another time on top with color two, etc.)

Write sentences (write a sentence using the word).

Sensory play (write the word in a tray of rice or in the sand).

WATCH: Find the video on YouTube and watch it together. Search the title of the video and you should find it.

JOURNALING: Take a blank or lines piece of paper and have your student write a story. Draw a line in the middle. The picture goes on top and the story goes on bottom. Do the picture first to plan. Add labels. Now the story. Think of a sentence for the picture. Keep it simple. Count how many words are in that sentence. Take the first word and sound it out. Your students should spell the sounds they hear, not the letters we know, unless it's a sight word. After you are done writing, reread the sentence.

WORD CARDS: For fun, place them (or hide them) and have your child find them.

SEND HOME CENTERS: Color, cut, and glue these games together. Play them throughout the week.

COUNT ALOUD & WRITE NUMBERS: Count to 120. On a blank paper, write your numbers as high as you can. The next day, try to write them a little bit higher.

Thank you,
The Kindergarten Team

Educational Websites for Kids


Keep your kids engaged - even at home!

- Starfall
- ABCya
- Unite for Literacy
- Ten Frame Game
- Literactive (join for free)
- Fun Brain
- Splash Math
- Storyline Online
- Cool Math for Kids
- Math Game Time
- PBS Kids
- Highlights Kids
- Arcademics (join for free)
- Into the Book
- National Geographic Kids
- Fun for the Brain
- Science Kids
- Zwitch Zoo
- Seussville
- Turtle Diary
- E Learning for Kids

Week 2

name : _____

week of : 3/23 to 3/27



AT HOME PRACTICE

Please follow these plans to work with your child.


INITIAL	LITERACY	MATH
DAY 1	<ul style="list-style-type: none">○ Read To: Fletcher and the Springtime Blossoms○ Sight Words: flash card review○ Watch: Between the Lions The Hopping Hen○ Practice: Write the words for the picture cards○ Journal: write about a garden <p>* Play all week: Flower Families</p>	<ul style="list-style-type: none">○ Watch: Workout to 100○ Count aloud to 100 and write numbers as high as you can○ Activity: roll 2 dice and add the numbers○ Printable: Caterpillar Numbers* Play all week: Fishy Teens
DAY 2	<ul style="list-style-type: none">○ Read To: Who's Awake in Springtime?○ Sight Words: rainbow write the words○ Watch: Reading CVC Words and Simply Phrases○ Practice: Roll & Read○ Journal: write about a bear	<ul style="list-style-type: none">○ Watch: Subitize Like a Pirate○ Count aloud to 100 and write numbers as high as you can○ Activity: measure 10 items around your house and record it○ Printable: Let's Measure
DAY 3	<ul style="list-style-type: none">○ Read To: The Very Impatient Caterpillar○ Sight Words: write the room (see directions)○ Watch: Learn to Read Rhyming Words for kids○ Practice: write a sentence for the picture cards (1-6)○ Journal: write about a caterpillar	<ul style="list-style-type: none">○ Watch: How Fast Can You Count○ Count aloud to 100 and write numbers as high as you can○ Activity: roll and subtract○ Printable: Add It Up
DAY 4	<ul style="list-style-type: none">○ Read To: In Like a Lion, Out Like a Lamb○ Sight Words: sensory play○ Watch: Between the Lions The Popcorn Popper○ Practice: write a sentence for the word cards (7-12)○ Journal: write about a baby animal	<ul style="list-style-type: none">○ Watch: Subtract Like a Pirate○ Count aloud to 100 and write numbers as high as you can○ Activity: play greater than / less than (war) with a deck of card○ Printable: Cookie Addition
DAY 5	<ul style="list-style-type: none">○ Read To: The Bad Seed○ Sight Words: write the words in sentences○ Watch: See It, Say It, Sign It○ Practice: Ben and Tam Printable○ Journal: write about being a good friend	<ul style="list-style-type: none">○ Watch: I Can Say Number Pairs 10○ Count: aloud to 100 and write numbers as high as you can○ Activity: play number memory○ Printable: Baseball Subtraction

SEND HOME CENTERS

Create this game to play with your student at home.
Store in a baggie and save to play throughout the year.

FLOWER FAMILIES




Put the carrots in the dirt
by middle sound.














©SIMPLYkinder

To prep this game: Cut
and color the center.
Store in a plastic bag and
play all week.

Picture Key: cat, hat, rat,
bug, hug, rug, frog, dog,
log, pen, ten, hen








SEND HOME CENTERS

Create this game to play with your student at home.
Store in a baggie and save to play throughout the year.





FISHY TEENS






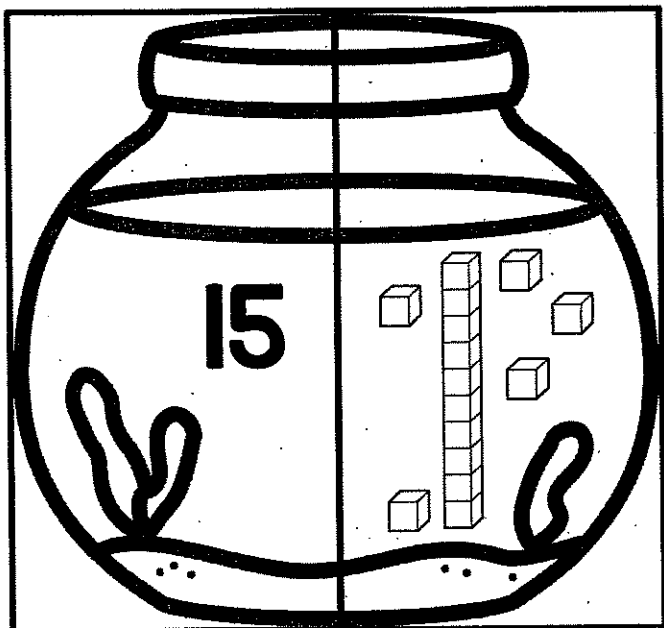
Match the bowls
so the numbers
match the blocks.



To prep this game:

Cut and color the center.
Store in a plastic bag and
play all week.





and

like

you

have

me




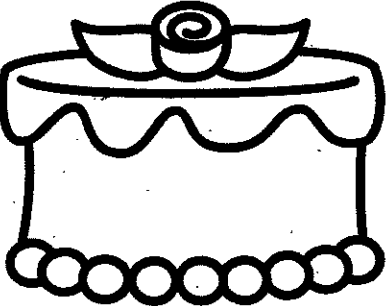


are

no

is

PICTURE CARDS

bike, nose, kite, fire, tape, tube,
robe, bake, bone, cake, cape, rope


1 	2 	3 
4 	5 	6 
7 	8 	9 
10 	11 	12 

name _____


©SIMPLY4teacher

WRITE THE WORD


Write the words for the cards.



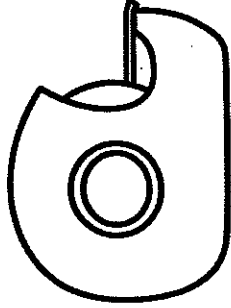
1




2



4



5



3

6

7

8

9

10

11

12

name _____

©SIMPLY Kinder

WRITE THE SENTENCE

Write a sentence for the word cards and draw a small picture.

1

2

3


4

5

6

name _____

ROLL & READ



Roll the dice and read the words for the number you roll.

hope	bite	fate	poke	kite	side
rope	late	date	note	fume	tale
pine	fade	site	lake	pipe	hide
cane	wipe	rate	hide	note	file
game	pale	dune	home	tape	mule
note	tune	take	wake	tube	wave
make	cone	sale	nine	robe	hate
					

name _____

Numbers to 100

CATERPILLAR NUMBERS



Fill in the given section of the hundreds chart.

41			44					49	
		53			56		58		
	62					67			
			74					79	

Start at the given number and fill in the following numbers.

45					
----	--	--	--	--	--

71					
----	--	--	--	--	--

54					
----	--	--	--	--	--

57					
----	--	--	--	--	--

name _____

©SIMPLY Kinder

Add It Up

Solve the math problems.

$$\begin{array}{r} 3 \\ +1 \\ \hline \end{array}$$

$$\begin{array}{r} 4 \\ +2 \\ \hline \end{array}$$

$$\begin{array}{r} 6 \\ +1 \\ \hline \end{array}$$

$$\begin{array}{r} 2 \\ +5 \\ \hline \end{array}$$

$$\begin{array}{r} 7 \\ +2 \\ \hline \end{array}$$

$$\begin{array}{r} 3 \\ +3 \\ \hline \end{array}$$

$$\begin{array}{r} 5 \\ +5 \\ \hline \end{array}$$

$$\begin{array}{r} 3 \\ +2 \\ \hline \end{array}$$

$$\begin{array}{r} 6 \\ +3 \\ \hline \end{array}$$

$$\begin{array}{r} 9 \\ +1 \\ \hline \end{array}$$

$$\begin{array}{r} 5 \\ +4 \\ \hline \end{array}$$

$$\begin{array}{r} 4 \\ +4 \\ \hline \end{array}$$

$$\begin{array}{r} 6 \\ +2 \\ \hline \end{array}$$

$$\begin{array}{r} 1 \\ +7 \\ \hline \end{array}$$

$$\begin{array}{r} 4 \\ +5 \\ \hline \end{array}$$

$$\begin{array}{r} 3 \\ +3 \\ \hline \end{array}$$

$$\begin{array}{r} 5 \\ +3 \\ \hline \end{array}$$

$$\begin{array}{r} 6 \\ +4 \\ \hline \end{array}$$

$$\begin{array}{r} 7 \\ +2 \\ \hline \end{array}$$

$$\begin{array}{r} 2 \\ +5 \\ \hline \end{array}$$

$$\begin{array}{r} 1 \\ +4 \\ \hline \end{array}$$

$$\begin{array}{r} 5 \\ +5 \\ \hline \end{array}$$

$$\begin{array}{r} 4 \\ +3 \\ \hline \end{array}$$

$$\begin{array}{r} 6 \\ +2 \\ \hline \end{array}$$

$$\begin{array}{r} 8 \\ +2 \\ \hline \end{array}$$

$$\begin{array}{r} 4 \\ +5 \\ \hline \end{array}$$



name _____

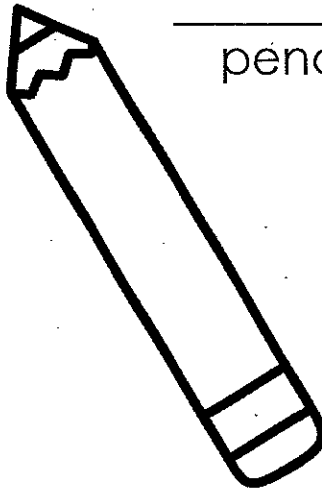
©SIMPLY kinder

WE CAN MEASURE


Measure these items. Use a real ruler or this smaller ruler if you don't have one at home.



_____ fork




_____ pencil



_____ scissors


_____ bowl




_____ crayon



_____ cup



_____ spoon



_____ phone

